Verzweiflung
auf Booten
Mittwoch
19. April 2023
19:00
Seglerhaus
Volmerswerther
Deich 2
Die Welt
der häufigsten
Seemannsknoten
und Taklings





SM
SOUTHA

LTD

PORTAVADIE

SOUTHAMPTON

Verzweiflung auf Booten

Seemannsknoten und Taklings

Düsseldorfer Segler-Verein
19.April 2023

Schluß mit lästern
jetzt seid Ihr dran...

Alle Bilder aus „ASHLEY OOK OF KNOTS“ erschienen1944

Deutsche Ausgabe 1982 ISBN 3-922-117-37-6
https://ia601904.us.archive.org/35/items/TheAshleyBookOfKnots/the ashley book of knots.pdf

Belegen auf Klampe

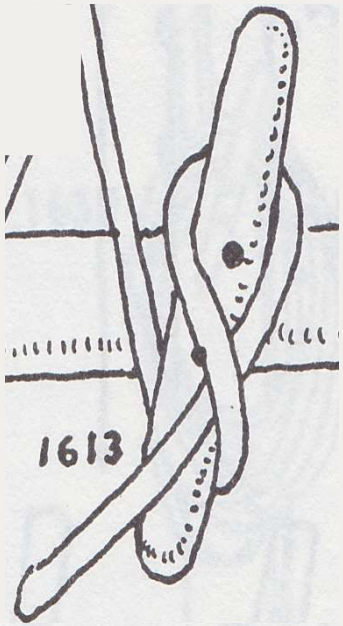

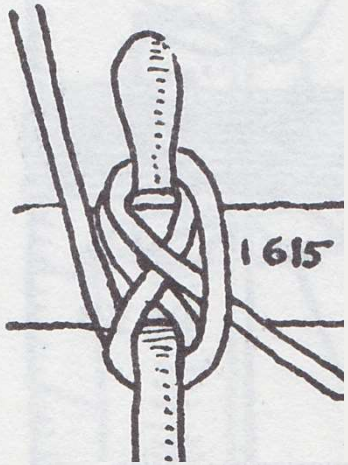

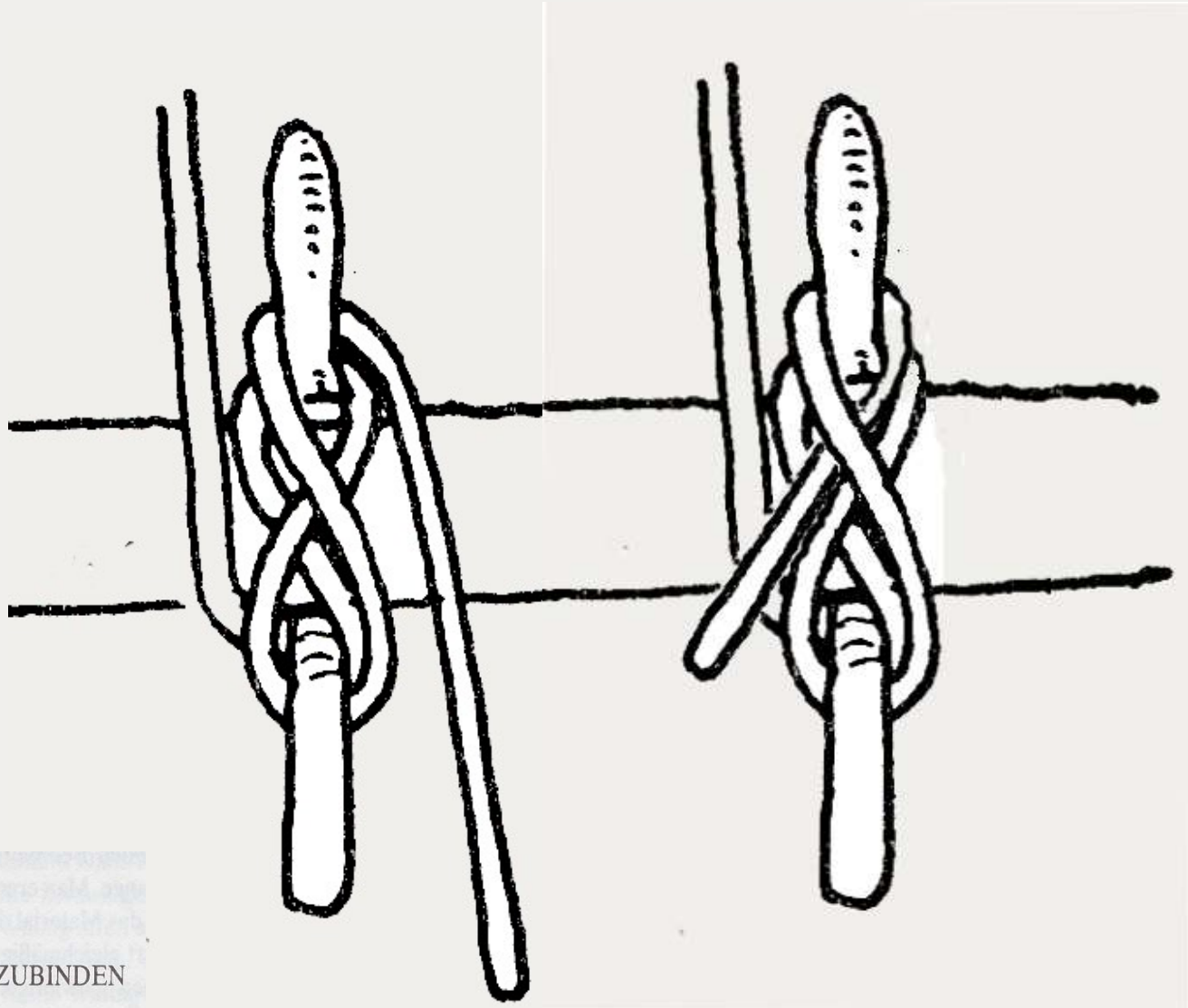

SCHWER AUFZUBINDEN

Begriffsverwirrung

geflochten

Schot **Tau** *Festmacher*

Schnur *Kordel* **Faden**

Ende **Garn** *Fall*

Strick **Leine**

Tampen *Niederholer*

laufendes Gut

geschlagen *Seil*

Trosse

Begriffsentwirrung

geflochten
Schot
Tau
Festmacher
Kordel
Faden
Schnur
Fall
Ende
Garn
Leine
Strick
Niederholer
Tampen
laufendes Gut
geschlagen
Seil
Trosse

Achtknoten (520)

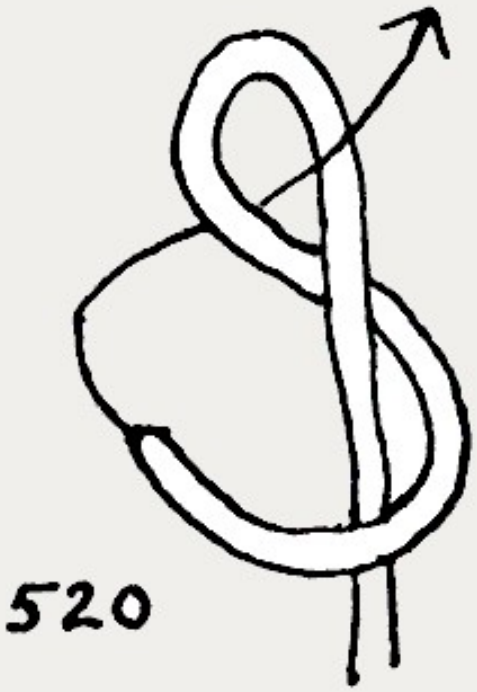

Kreuzknoten (1204)
Schuhschleife (1212)
und Altweiberknoten (1206)





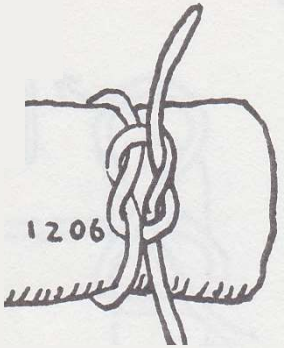

Webleinstek (204)
und Artilerie-Knoten (154)

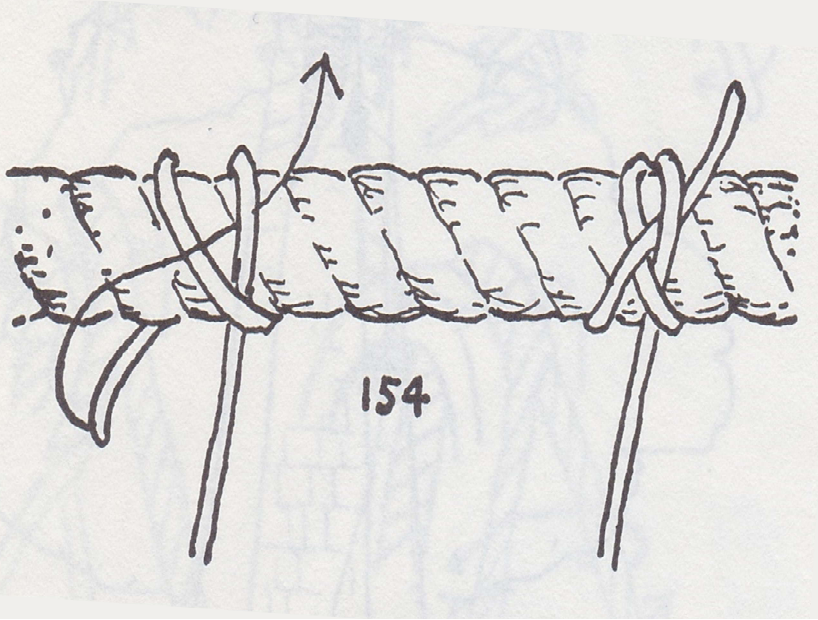

Rondtörn
mit zwei halben Schlägen

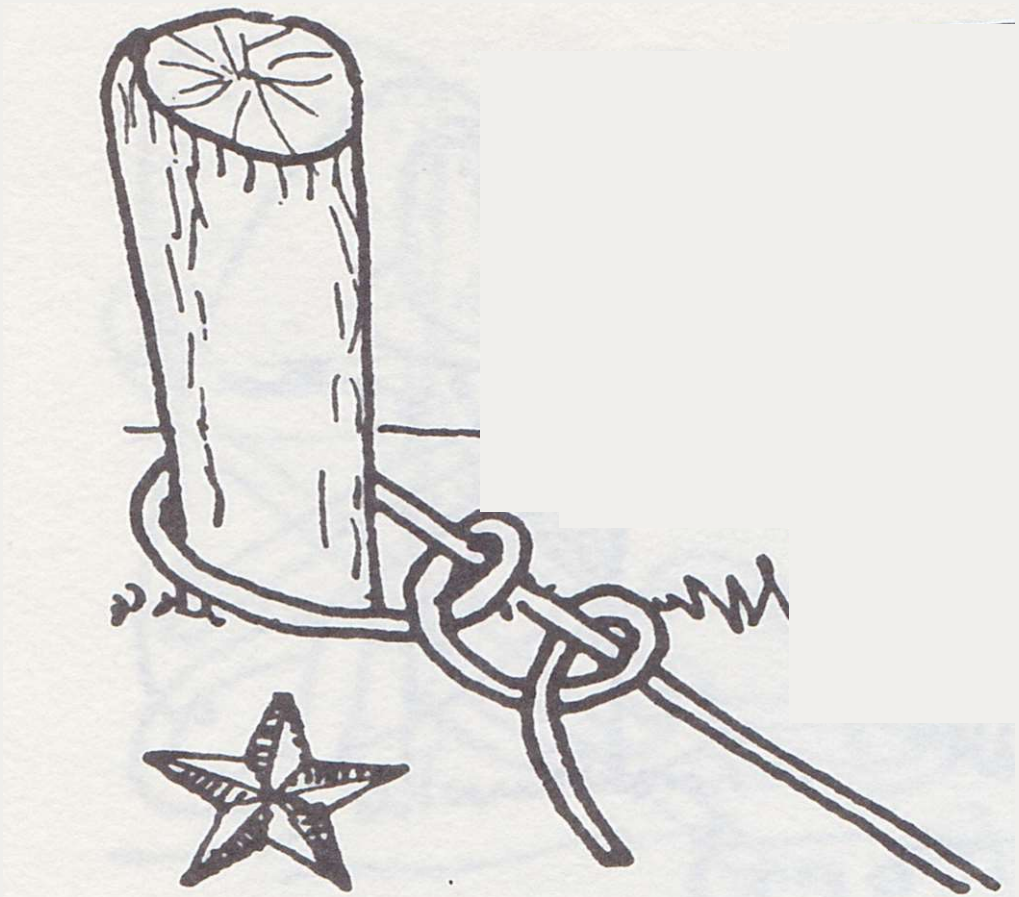

BESTER FÜR DIESEN ZWECK





Schotstek (1431, 66)
doppelter Schotstek (1435)



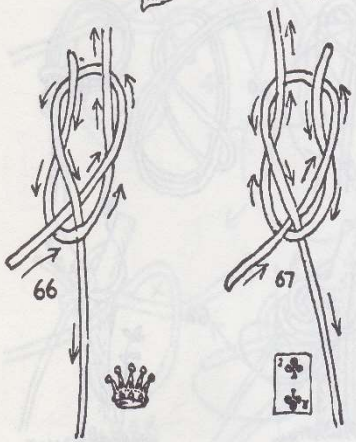

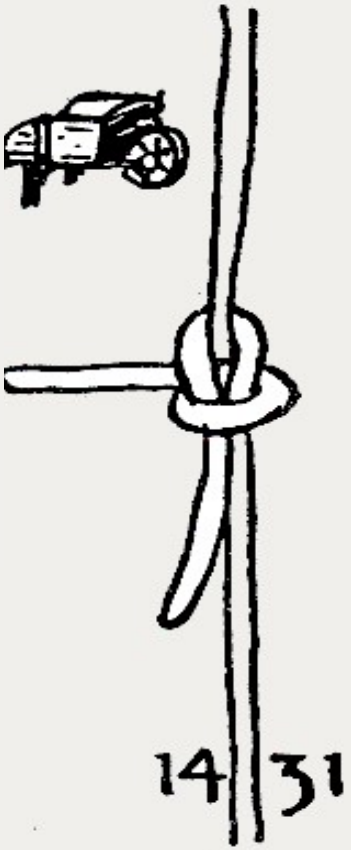

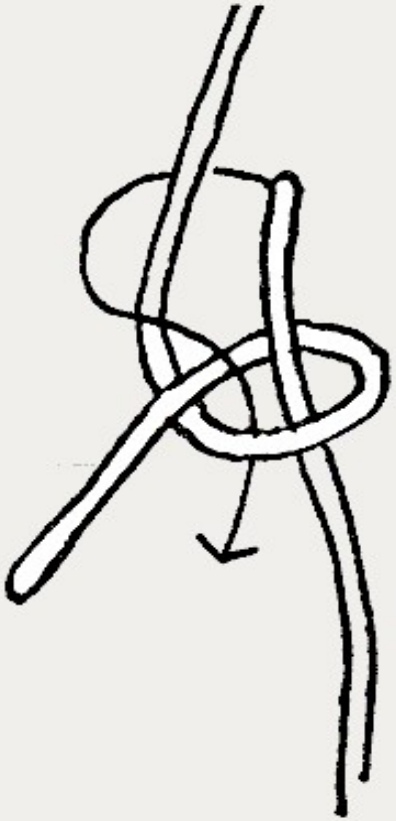

ZUVERLÄSSIG

WICHTIG

UNWICHTIG

Palstek

mit Schloß (1012)

mit doppelter Schlaufe

doppelter Palstek (1013)



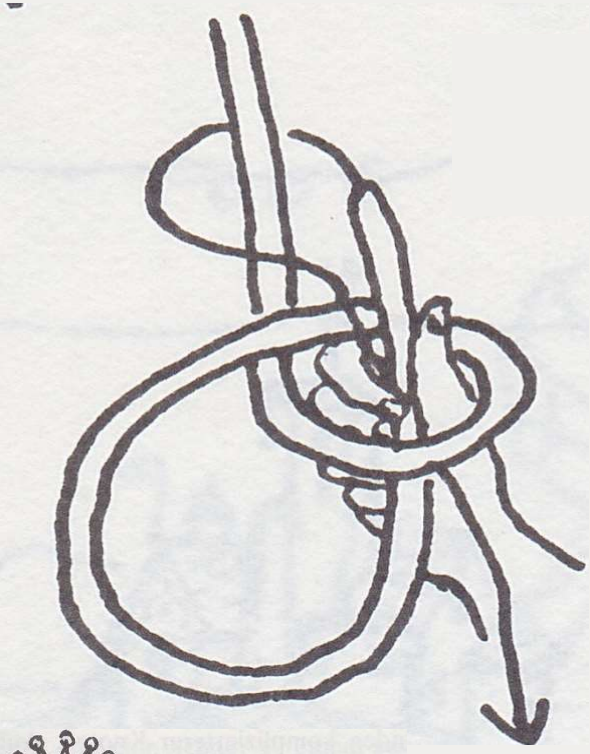

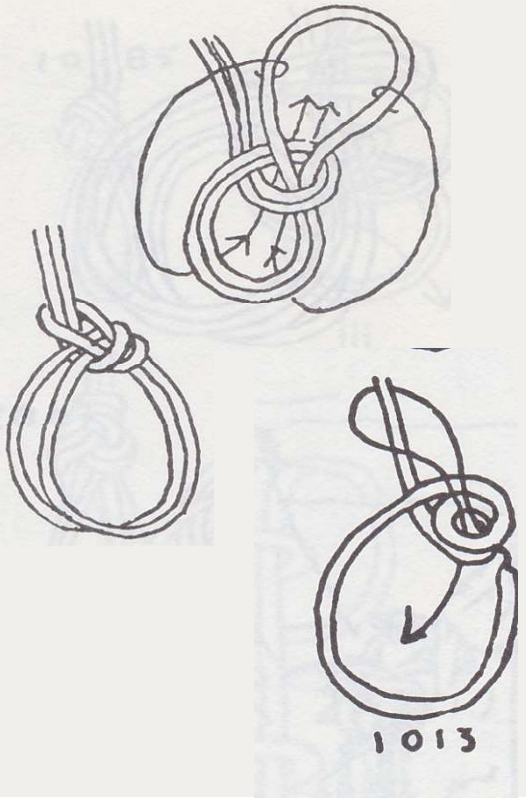

WICHTIG

Stopperstek (1465)
Kneifstek (1465) und
Kamelstek (215)



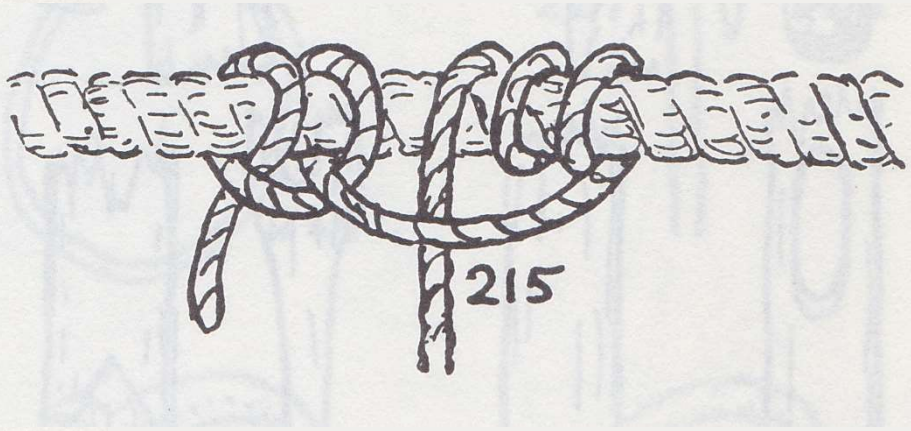

„Schlepptrossen Stek“ (2046)



Der Takling:
Das Ende von Ende

- Verschweißen, na ja!
- Tesaband, oh je!
- Schrumpfschlauch, echt jetzt?
- Behelfstakling

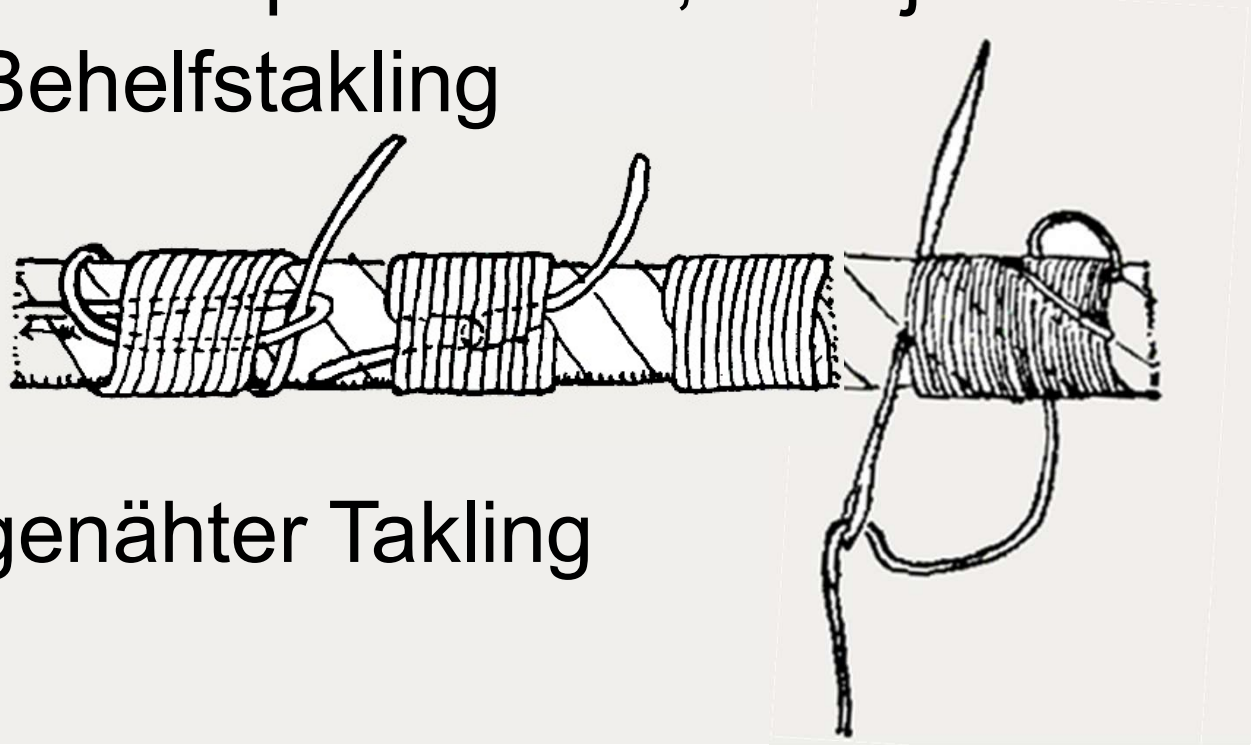

- genähter Takling

Der Takling:
Der genähte Takling 1

- Ca. 100cm Takelgarn abmessen und in Richtung Leinenende einstechen



Der Takling:
Der genähte Takling 2

- Stramm ca. 10 Runden umwickeln und das Ende durch das Auge stecken



Der Takling:
Der genähte Takling 3

- Das Auge zuziehen und den Rest der verschindenden Garns abschneiden



Der Takling:
Der genähte Takling 4

- Das verbleibende Garn gegen die Richtung einstechen



Der Takling:
Der genähte Takling 5

- Etwa 4 Mal über Kreuz vernähen.

Der Takling:
Der genähte Takling 6

- Das ende des Garns im der Leine mehrfach verstechen und abschneiden.

Allzeit Gute Fahrt und eine handbreit Wasser unter den Kiel